goldilocks DESIGNS

Composition Book Cover With Elastic Closure Tutorial A6 Size

How To Make A Felt Or Vinyl Cover With Elastic Closure For An A6 Size Composition Book



Photos show construction of a cover for an A6 size composition book which is approximately 105mm x 148mm or 4" x 6".

READ THROUGH ALL INSTRUCTIONS BEFORE BEGINNING

Supplies Needed:

Vinyl or Felt for Outside

- (1) 11" x 8"
- (2) 4" x 8"

Felt or Vinyl Lining Fabric

- (1) 11" x 8"

Elastic- 3/8"-3/4" wide

- (1) 8" long

INSTRUCTIONS

Hoop cutaway stabilizer and sew the first step. This shows you where to place your vinyl, as well as placement stitches you will use later to line up the back vinyl pieces.





Add the 11" x 8” piece of vinyl or felt and secure with tape.

Sew all the decorative steps, and stop after the step that sews the center vertical lines



Turn hoop to back and lay the 11" x 8” piece of vinyl or felt over entire rectangle design. Secure with tape or pins. Sew next step which bastes this piece in place.





Your design will now look like this

Turn hoop to back and trim felt away so you can see the original placement stitches that show you where to add the back vinyl pieces.





Use placement stitches to line up the piece of 4" x 8" vinyl that will be behind the main decorative stitching on the front of the design. Secure well with tape

The next color step stitches the placement stitches for the elastic.





Turn hoop to back and line up elastic with the placement stitches. Secure with tape, return to machine, and stitch the next step which attaches the elastic.

Turn hoop to the back, line up the second 4" x 8" piece, and secure well with tape.





Return to machine to sew the final step which secures all layers together.

Trim edges, insert your composition book, and enjoy your finished project!



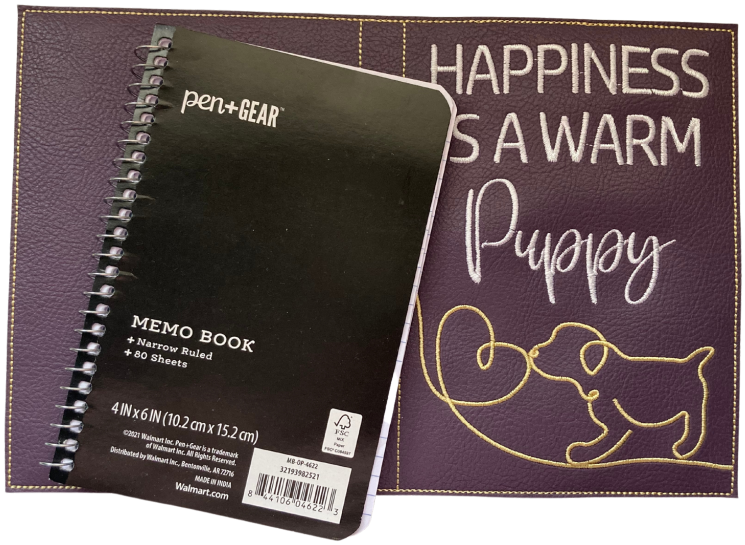









I would love to see the book covers you create! Join over 5000 embroidery enthusiasts in our **Facebook Group**, and show us your creations!

Many more composition book cover designs, including the ones shown below, are available for purchase in the A6 as well as the mini (3.25" x 4.5") versions **HERE**.

